


MOTORIZED  
HYBRID DOLLY

## TESLA

Tesla is a compact dolly that can be installed on floor, ceiling or wall on straight tracks 30 cm wide completed of Remote Head Easy Cams 2 axes.

Tesla can be controlled by Pan/Bar, console with joystick, wheels and pedal control. Also it can be controlled by a software which memorise its movements and repeat it.

Also it has a electrical system of slowing and braking.



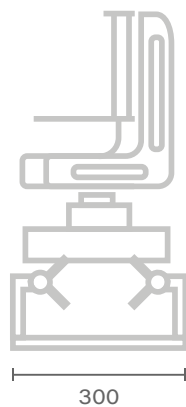
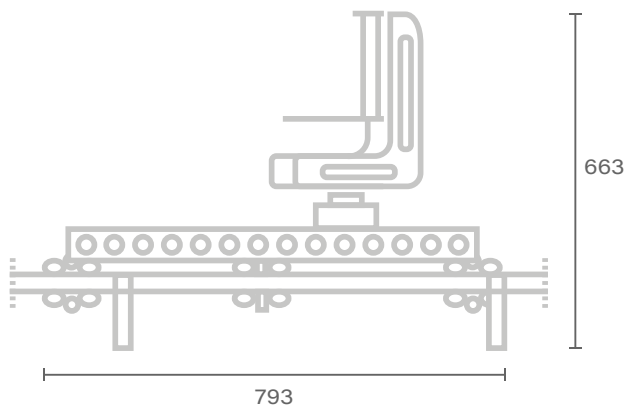
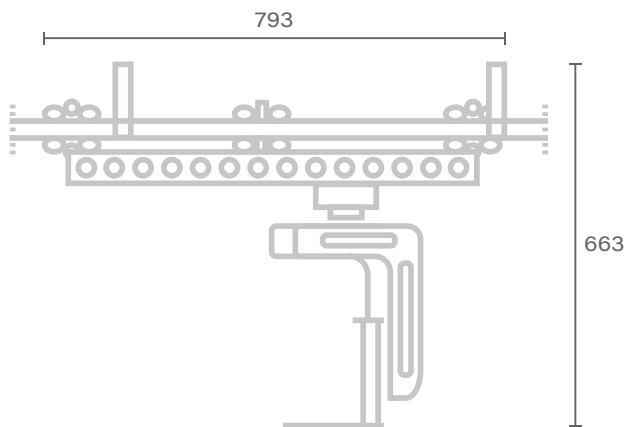
**DATASHEET**

---

Payload Max	25 kg
Max speed	Dolly: 1,7 m/s Pan/Tilt: 280°/s
Tracks measures [ WxL ]	Straight: 30 x 90 / 190 / 290 cm
Movements	Automatic or programmable Acceleration / Deceleration
Operator control unit	Pan/Bar Console Joystick Wheels Pedals Recall position system [ Optional ]
Power supply	220-15VAC
Max distance wireless Easy Cams	200 m
Safety system	Slowing magnets Braking magnets Mechanical limit w decelerator Emergency stop

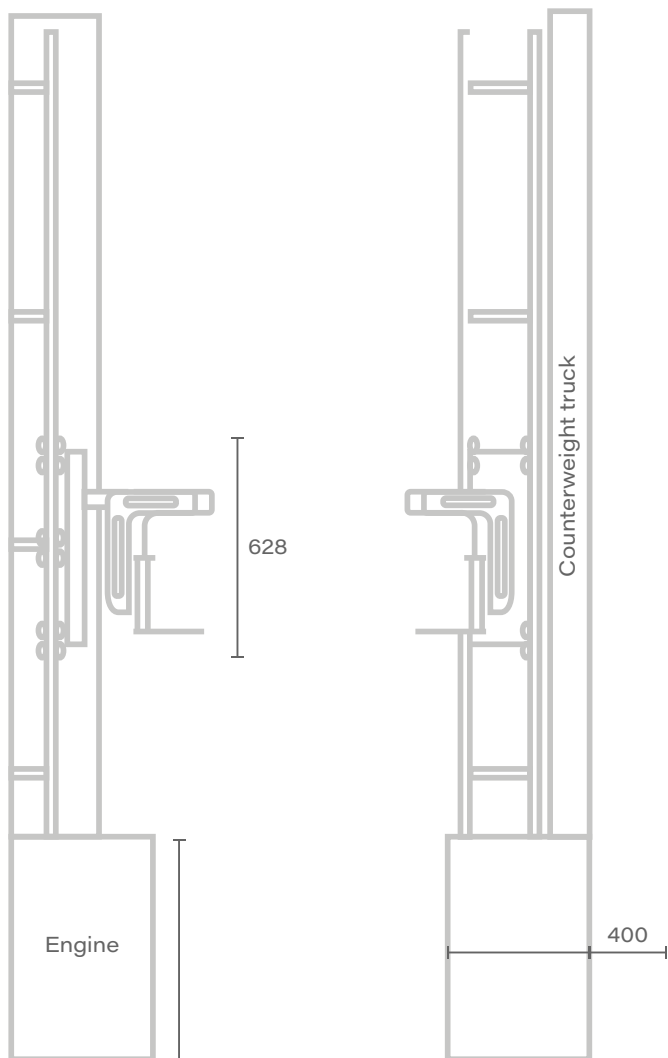
---

# TESLA - FLOOR/AREAL VERSION



Unit of measure - millimetres [ mm ]

# TESLA - WALL VERSION



Unit of measure - millimetres [ mm ]